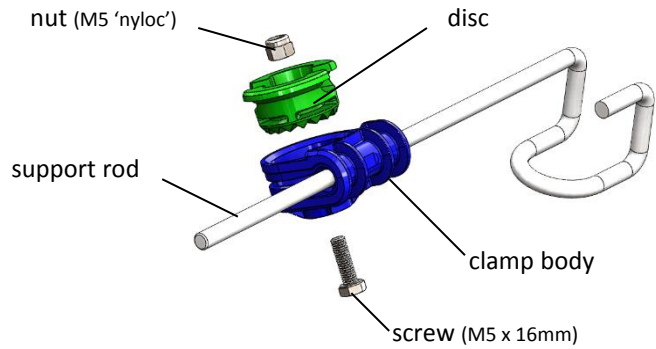


flexiguide waveguide hanger installation

1

Assemble clamp body onto support rod

Only 1 tool needed
8mm nut spinner fits everything

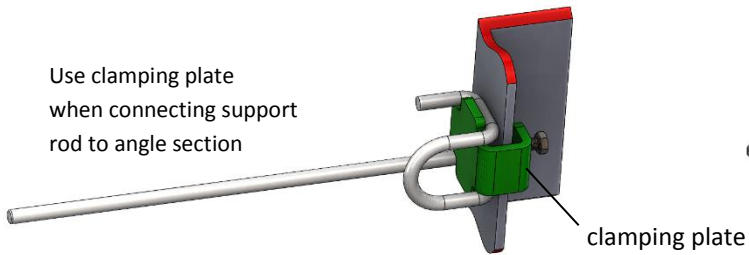


! Do not tighten screw yet

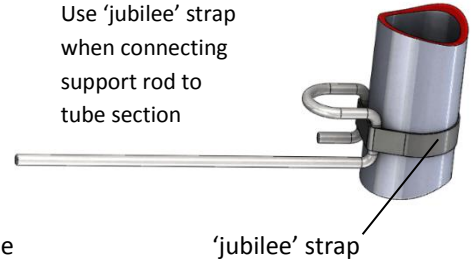
2

Mount the support pole

Use clamping plate when connecting support rod to angle section

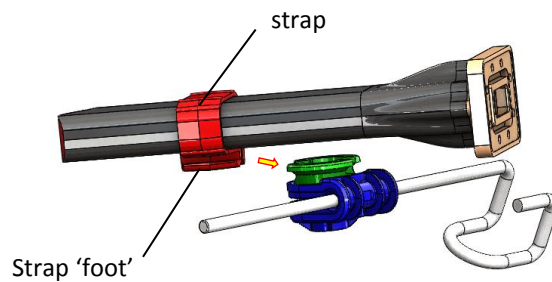


Use 'jubilee' strap when connecting support rod to tube section



3

Fit strap onto waveguide body and slide strap 'foot' into the slot in the disc



4

Position waveguide & tighten screw to lock assembly

